



# Kindergarten Touring Guide

This Touring Guide is meant to be read in combination with the other information provided at [GreatFirstEight.org](https://GreatFirstEight.org).

**Great First Eight is a groundbreaking, all-day, open educational resource (OER) curriculum for children from birth to age eight that is strengths-based and research-aligned. It is designed for classrooms with a number of children from historically underrepresented racial and ethnic backgrounds. Great First Eight provides children with the education they need to thrive and create a more just and caring society.**





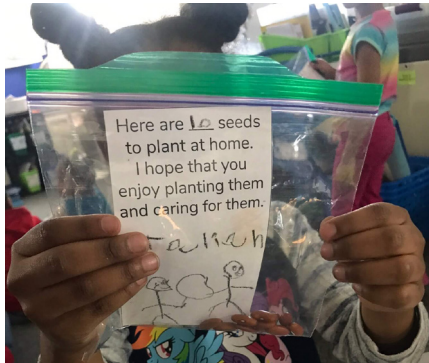
# Kindergarten Touring Guide

<b>Project-Based Units</b> .....	<b>3</b>	Quest Co-Lab .....	15	Makerspace .....	27
Driving Questions .....	4	Time Talks .....	15	Quest with the Teacher .....	28
Primary Project Product(s) .....	5	Arts, Movement, or Media .....	16	<b>Lesson Plans</b> .....	<b>29</b>
Examples of Interdisciplinary Connections ...	6	Peace Out .....	16	<b>Materials &amp; Tools</b> .....	<b>30</b>
Examples of Addressing Identity .....	7	<b>Daily Schedule Dives</b> .....	<b>17</b>	<b>Assessment</b> .....	<b>31</b>
<b>Standards</b> .....	<b>8</b>	Digital Games .....	17	Principles Guiding Our Observation and Assessment Plan .....	31
Standards Crosswalk .....	9	Imagine It .....	18	Guided Observation: The Seeing Strengths Spreadsheet .....	32
<b>Daily Schedule</b> .....	<b>10</b>	Make Your Mark .....	19	Rapid, Systematic Assessments .....	33
Connect and Launch .....	11	Project Connection .....	20	Structured Portfolio .....	34
Word Wonders .....	11	Word Wonders .....	21	<b>Professional Learning</b> .....	<b>35</b>
Wonder Co-Lab .....	12	<b>Daily Schedule Quests</b> .....	<b>22</b>	Introduction .....	35
Recess/Play 1 .....	13	Math Minds .....	22	Year One Professional Learning Modules ...	35
Math Marvels .....	13	Play & Learn .....	23	<b>Family Engagement</b> .....	<b>37</b>
Lunch & Recess/Play 2 .....	14	Message-Making .....	24	<b>Next Steps</b> .....	<b>38</b>
Community Time .....	14	Exploration/Investigation .....	25		
Self Time .....	14	Look, Listen, & Learn .....	26		




# Project-Based Units

The Great First Eight Kindergarten Curriculum provides 165 full days of instruction divided across a launch week and seven project-based units.



**Kindergartners Care**



**World Watchers**



**Music Moves Us**




**Domino Effects**



**Power in the People**



**Engineering Inside and Out**



**Communicating Kindergarten**

## Project-Based Units: Driving Questions

<b>Kindergartners Care</b> (led by social studies)	<b>How do we care for ourselves and others and work together in our community?</b>
<b>World Watchers</b> (led by science & engineering)	<b>How can we make and use observations to learn about our world and share experiences?</b>
<b>Music Moves Us</b> (led by social studies)	<b>How can music bring people together?</b>
<b>Domino Effects</b> (led by science & engineering)	<b>How can we design, build, and share a chain reaction?</b>
<b>Power in the People</b> (led by social studies)	<b>How can we use our power to lift up the lives and contributions of people and places in our community?</b>
<b>Engineering Inside and Out</b> (led by science & engineering)	<b>What can we learn about engineering as we study how living organisms meet their needs and solve problems?</b>
<b>Communicating Kindergarten</b> (led by social studies)	<b>What should we communicate about life in kindergarten to incoming kindergartners?</b>

## Project-Based Units: Primary Project Product(s) with focal writing genre(s) in bold

<b>Launch Week</b>	<ul style="list-style-type: none"> <li>• (The first five days of the year are focused solely on launching the year)</li> </ul>
<b>Kindergartners Care</b>	<ul style="list-style-type: none"> <li>• Items for children to use for self-care</li> <li>• Care basket for community member</li> <li>• “We Care” video for the school community that includes a letter (<b>personal communication</b>) and instructions for the care basket</li> </ul>
<b>World Watchers</b>	<ul style="list-style-type: none"> <li>• Class book of weather stories, with the option to include family weather stories, for the classroom community to enjoy (<b>personal narratives</b>)</li> </ul>
<b>Music Moves Us</b>	<ul style="list-style-type: none"> <li>• Class song playlist with accompanying song notes (<b>informative/explanatory</b>)</li> <li>• Original songs performed for the school and/or local community (<b>poetry</b>)</li> </ul>
<b>Domino Effects</b>	<ul style="list-style-type: none"> <li>• For an audience such as senior citizens or children in another classroom:             <ul style="list-style-type: none"> <li>• Chain reaction that demonstrates understanding of pushes, pulls, collisions, ramps</li> <li>• Instructions for how to create the chain reaction (<b>procedural text</b>), including technical drawings of chain reaction machines</li> </ul> </li> </ul>
<b>Power in the People</b>	<ul style="list-style-type: none"> <li>• Museum exhibition of places, people, and events in the local community, with captions for artifacts (<b>informative/explanatory text</b>) for an audience of community members</li> </ul>
<b>Engineering Inside and Out</b>	<ul style="list-style-type: none"> <li>• Poster for a local dentist’s office to persuade people to brush and floss the plaque structures away from their teeth, including an image of plaque bacteria from children’s engineering models (<b>persuasive text</b>)</li> </ul>
<b>Communicating Kindergarten</b>	<ul style="list-style-type: none"> <li>• Video or book for incoming kindergartners about what they should know about kindergarten (<b>informative/explanatory text</b>)</li> </ul>

## Project-Based Units: Examples of Interdisciplinary Connections

<b>Kindergartners Care</b>	<p>Each discipline/domain makes direct or indirect contributions to the project. The concepts of <b>collaboration, justice, and community</b> are addressed across multiple domains. For example, children develop social and emotional knowledge and civic qualities to act on injustice and collaborate in small groups.</p>
<b>World Watchers</b>	<p>Each discipline/domain makes direct or indirect contributions to the project. The concept of <b>observation</b> is addressed and deepened across multiple domains. For example, children apply narrative writing strategies to make sense of and communicate their observations of weather.</p>
<b>Music Moves Us</b>	<p>Each discipline/domain makes direct or indirect contributions to the project. In addition, in this unit, the <b>history, purpose, and influence of music</b> are concepts addressed across multiple domains. For example, children use their developing knowledge of music genres to write poems or song lyrics for a variety of purposes, including to inform, entertain, or express concerns.</p>
<b>Domino Effects</b>	<p>Each discipline/domain makes direct or indirect contributions to the project. In addition, in this unit, <b>cause and effect</b> is a concept addressed across multiple domains. For example, children explore cause and effect through scientific investigations, using unifix cubes to measure distances, and socially and responsibly negotiating turn-taking with materials. This concept appears in Social and Emotional Learning as children consider the impacts of behavior and interactions.</p>
<b>Power in the People</b>	<p>Each discipline/domain makes direct or indirect contributions to the project. The concepts of <b>power, place, and community</b> are addressed across multiple domains. For example, children engage in informative/explanatory writing about their communities for the museum exhibition.</p>
<b>Engineering Inside and Out</b>	<p>Each discipline/domain makes direct or indirect contributions to the project. In addition, in this unit, <b>ways our environment and daily lives are engineered or are impacted by engineering</b> is a concept addressed across multiple domains. For example, children use their developing knowledge of engineering design in science to engineer geometric structures in mathematics.</p>
<b>Communicating Kindergarten</b>	<p>Each discipline/domain makes a direct contribution to the project, as children share <b>what and how they've learned across domains</b> over the course of the year.</p>

## Project-Based Units: Examples of Addressing Identity

<b>Kindergartners Care</b>	Children develop an understanding of their <b>existing identities</b> in collaboration with their families.
<b>World Watchers</b>	Children develop and grow their identities as <b>world watchers</b> or <b>scientific observers</b> of the world around them.
<b>Music Moves Us</b>	Children develop identities as <b>musicians</b> and <b>dancers</b> and develop an understanding of the artistic contributions of diverse groups of people.
<b>Domino Effects</b>	Children develop identities as <b>engineers, makers, and problem-solvers</b> .
<b>Power in the People</b>	Children develop their identities as <b>members of their local community</b> and <b>curators of artifacts</b> from their community.
<b>Engineering Inside and Out</b>	Children continue to develop identities as <b>engineers, makers, and problem-solvers</b> .
<b>Communicating Kindergarten</b>	Children develop identities as <b>experts on kindergarten</b> and <b>soon-to-be first graders</b> .

# Standards Addressed in Great First Eight

## Science & Engineering

The Next Generation Science Standards, including practices, crosscutting concepts, and disciplinary core ideas



## Math

The Common Core State Standards for Mathematics, with some additions, for example, regarding recognizing and valuing the contributions of mathematicians from varied cultural backgrounds (these standards can be crosswalked with other state standards)

## Social Justice

A modified version of the Learning for Justice standards, augmented to include environmental justice

## Social & Emotional Learning

Developed in alignment with the Collaborative for Academic, Social, and Emotional Learning (CASEL) Framework—self-awareness, self-management, social awareness, relationship skills, responsible decision-making—with an additional strand devoted to agency, cultural identity, and creativity

## Social Studies

The College, Career, and Civic Life (C3) Framework for Social Studies State Standards, with grade bands converted to grade-level-specific standards and greater specificity added to standards

## Literacy

The Common Core State Standards for English Language Arts and Literacy in History/Social Studies, Science, & Technical Subjects, with some additions, for example, in handwriting (these standards can be crosswalked with other state standards)

# Standards Addressed in Great First Eight

A Standards Crosswalk identifies which standards are addressed in each unit of the curriculum.

Standards: <a href="#">Next Gen Science Standards</a>	Launch Week	Kindergartners Care	World Watchers	Music Moves Us	Domino Effects	Power in the People	Engineering Inside & Out	Communications
<b>Developing and Using Models:</b> Modeling in K–2 builds on prior experiences and progresses to include using and developing models (i.e., diagram, drawing, physical replica, diorama, dramatization, or storyboard) that represent concrete events or design solutions. • Use a model to represent relationships in the natural world.								
<b>Asking Questions and Defining Problems</b> in grades K–2 builds on prior experiences and progresses to simple descriptive questions that can be tested. • Ask questions based on observations to find more information about the designed world.								
<b>Analyzing and Interpreting Data:</b> Analyzing data in K–2 builds on prior experiences and progresses to collecting, recording, and sharing observations. Analyze data from tests of an object or tool to determine if it works as intended.								
<b>Engaging in Argument from Evidence</b> in K–2 builds on prior experiences and progresses to comparing ideas and representations about the natural and designed world(s). • Construct an argument with evidence to support a claim.								
<b>Obtaining, evaluating, and communicating information</b> in K–2 builds on prior experiences and uses observations and texts to communicate new information. • Communicate solutions with others in oral and/or written forms using models and/or drawings that provide detail about scientific ideas.								
<b>Planning and Carrying out Investigations</b> to answer questions or test solutions to problems in K–2 builds on prior experiences and progresses to simple investigations, based on fair tests, which provide data to support explanations or design solutions. • With guidance, plan and conduct an investigation in collaboration with peers.								
<b>Constructing Explanations and Designing Solutions</b> in K–2 builds on prior experiences and progresses to the use of evidence and ideas in constructing evidence-based accounts of natural phenomena and designing solutions. • Use tools and materials provided to design and build a device that solves a specific problem or a solution to a specific problem.								
<b>PS3.B:</b> Conservation of Energy and Energy Transfer • Sunlight warms Earth’s surface.								
<b>ESS2.D: Weather and Climate</b> • Weather is the combination of sunlight, wind, snow or rain, and temperature in a particular region at a particular time. People measure these conditions to describe and record the weather.								

# Daily Schedule: Introduction

The Great First Eight Kindergarten Curriculum full-day daily schedule has been carefully designed to enact the Great First Eight principles. With a few exceptions, we encourage teachers to schedule the components of the day in any order that works for them.

Connect and Launch

Word Wonders

Wonder Co-Lab

Recess/Play 1

Math Marvels

Lunch & Recess/Play 2

Community Time

Self Time

Quest Co-Lab



Time Talks

Arts, Movement, or Media

Peace Out




# Daily Schedule

Part of Day & Length *	Description
 <p><b>Connect and Launch</b> (20 minutes)</p>	<p>Connect and Launch is a daily opportunity for children to:</p> <ul style="list-style-type: none"><li>• store their belongings</li><li>• sign their name on a “Hello” sheet (first name only at beginning of year and first and last as the year progresses) and indicate their lunch choice, if applicable in your setting</li><li>• talk with one another and with the teacher to build relationships</li><li>• process events happening in their community, if needed</li><li>• write and/or draw in personal journals, if they choose</li><li>• eat breakfast, if that is aligned with your school scheduling</li><li>• transition smoothly from home to school</li></ul> <p>We encourage the teacher to focus on these important activities. Some other classroom activities commonly used in the morning are not well-aligned with research (e.g., worksheets, daily oral language).</p>
 <p><b>Word Wonders</b> (30 minutes)</p>	<p>This portion of the day targets children’s development of literacy foundational skills—in particular, concepts of print, phonemic awareness, phonics, spelling, and word-reading and spelling strategies—in a whole-group format. The approach involves a combination of explicit instruction, structured inquiry, experiences that strengthen children’s memory for phoneme-grapheme relationships, and opportunities to read and write words and sentences. Children transition with movement to and from Wonder Co-Lab using our Great First Eight Hip Hop phonics songs.</p>

# Daily Schedule

## Part of Day & Length \*

## Description



### Wonder Co-Lab

(60 minutes)

Wonder Collaborative or “Co-Lab” engages children in small-group and individual activities that foreground literacy development, although many other domains are also entailed. This portion of the day involves three kinds of learning opportunities:

- 1) **Small-group instruction with the teacher, which we call “Meet with the Teacher.”** Beginning in Unit 2, the teacher meets with children in small groups formed based on children’s instructional needs, strengths, and/or interests for differentiated instruction and experiences reading and writing project-related texts. There are three types of Meet with the Teacher lessons:
  - a) **Wonder Book Reading:** The teacher leads lessons that involve reviewing phoneme-grapheme relationships taught, reading Wonder Books, and discussing Wonder Books. Wonder Books are often connected to the project, are largely decodable based on phoneme-grapheme relationships children have been taught, typically feature phoneme-grapheme relationships and high-frequency words that have been taught or reviewed the previous week, and have other features that research suggests support reading development.
  - b) **Interactive Writing:** While leading children in writing a text that is typically related to the project (e.g., a thank-you note to a guest speaker), the teacher reinforces instruction (e.g., concepts of print, phonemic awareness, spelling) and provides opportunities for application.
  - c) **More Time With . . . Lessons:** The teacher chooses from a bank of lesson plans to provide additional instruction based on specific children’s strengths and needs (e.g., to review a particular orthographic pattern). Letter tiles are often used during these lessons.



Each group meets for 10-15 minutes. Teachers aim to meet with at least three groups on the first day of a five-day cycle and at least four groups each of the subsequent days of the cycle, with each child meeting with the teacher three to five times per week.

- 2) **Small-group and individual experiences, which we call “Dives .”** In frequently changed groups intentionally formed such that children have complementary strengths and needs, working alone or with their group-mates to varying degrees, children engage in a series of activities called Dives. On the first day of a five-day cycle, children rotate through three of the five Dives. On the subsequent days, they rotate through four of the five. Dives are opportunities for children to gain independence in key literacy skills and to build content knowledge. There are five types of Dives each week: Digital Games, Imagine It, Make Your Mark, Project Connection, and Word Wonders.
- 3) **Whole-class reflection.** The teacher concludes Co-Lab with a time in which children discuss (a) what they learned in relation to the driving question of the unit and (b) what they learned about reading and writing. Children transition with movement to the next portion of the day. Children who qualify for literacy intervention services receive them when they would otherwise be in Dives.

# Daily Schedule

Part of Day & Length *	Description
 <p data-bbox="130 711 401 784"><b>Recess**/Play 1</b> (20 minutes)</p>	<p data-bbox="554 524 1856 659">This recess takes place outdoors whenever possible. When possible, research-supported training in the facilitation of play (e.g., by Playworks) should be provided to the staff members involved, and equipment made available on the playground should be informed by relevant research. In addition, children are never denied Recess/Play for disciplinary reasons.</p>
 <p data-bbox="130 1227 365 1300"><b>Math Marvels</b> (45 minutes)</p>	<p data-bbox="554 824 1913 1029">The Math Marvels portion of the day begins by targeting children’s development of number sense, computational skills, and mathematical argumentation. The approach involves a combination of structured inquiry and experiences, such as engagement with number talks that strengthen children’s understanding of numbers and operations, shapes, and spatial orientation. Periodically, a read aloud anchors the Math Marvels time. Within the Math Marvels block, a Marvel Activity engages children in small-group and individual activities that foreground mathematics development, although many other domains are also entailed. This portion of the day involves three kinds of learning opportunities:</p> <ol data-bbox="554 1049 1944 1484" style="list-style-type: none"><li>1) <b>Whole-class activities.</b> During whole-group instruction, the teacher elicits children’s mathematical thinking around project-related topics. For example, the class might engage in a whole-class discussion to reflect on patterns of care or lack of care in their school, or the teacher might conduct an interactive read aloud to connect counting principles with a theme from the current project.</li><li>2) <b>Small-group and individual experiences.</b> Working alone or with their group-mates to varying degrees, children engage in activities selected by the teacher. For example, the teacher might facilitate a high-level, group-worthy mathematics task in which small groups use children-generated strategies to solve a problem from the current project. Children who qualify for math intervention services receive them when they would otherwise be working on small-group experiences.</li><li>3) <b>Whole-class reflection.</b> The teacher concludes Math Marvels with a reflection time in which children evaluate the accuracy and efficiency of multiple problem-solving strategies, try these strategies, and draw connections between their mathematical activity and themes from the current project.</li></ol>

# Daily Schedule

Part of Day & Length *	Description
 <p><b>Lunch</b> † (30 minutes) and <b>Recess/Play 2</b> (20 minutes)</p>	<p>Children engage in a lunch period of up to 30 minutes followed by a period of recess/play of at least 20 minutes. This recess takes place outdoors whenever possible. When possible, research-supported training in the facilitation of play (e.g., by Playworks) should be provided to the staff members involved, and equipment made available on the playground should be informed by relevant research. In addition, children are never denied Recess/Play for disciplinary reasons.</p>
 <p><b>Community Time</b> (20 minutes)</p>	<p>In this portion of the day, children engage in instruction designed to support their development of self-awareness, self-management, social awareness, relationship skills, responsible decision-making, as well as creativity, agency, and cultural identity. Standards for reading literature are also frequently addressed during this time. Instruction is largely whole-group, often includes read alouds of narrative text, and sometimes incorporates small-group, partner, or individual learning activities.</p>
<p><b>Self Time</b> (10 minutes) (This may be longer early in the year.)</p>	<p>During Self Time, children spend time alone, quietly sitting or snuggling into a spot in the classroom while calming music plays to power nap, look through books, draw, or engage in other quiet activities individually. Individual quiet time helps children develop their independence, and it gives them an opportunity to relax and learn how to entertain themselves.</p>

# Daily Schedule

Part of Day & Length *	Description
 <p><b>Quest Co-Lab</b> (75 minutes)</p> <p>(This may be less time early in the year if Self Time is longer.)</p>	<p>In this portion of the day, children focus especially heavily on the unit’s project. Science and/or social studies lead this time, but there is also considerable involvement of literacy, mathematics, and social emotional learning. Quest Co-Lab has four major components:</p> <ol style="list-style-type: none"> <li>1) <b>Opening Co-Lab (25 minutes):</b> This is a whole-group time that includes an experience with an informational text that builds content knowledge, typically through a read aloud, but at times, through presentations provided by experts related to the project or other activities. Reading Informational Text and Listening standards are also addressed during this time.</li> <li>2) <b>Co-Lab Quests (round one: 15 minutes, round two: 15 minutes):</b> These involve children in working toward a project goal, typically in collaborative small groups or pairs. In some cases, all children work on the same task (“Quest”) that serves the project. In a typical week, five Quests are available, with each child doing a given Quest twice. During the Quests, the teacher either (a) circulates to provide support or (b) provides small-group instruction, targeting specific content or skills in the context of the project.</li> <li>3) <b>Co-Lab Quest Check-In (5 minutes):</b> Midway through the day’s Co-Lab Quests, the teacher and children pause to reflect on what children have learned in the Quests they have done thus far. The teacher may also review or provide additional instruction depending on the needs they have observed.</li> <li>4) <b>Walking Reflection or Dance Party (15 minutes):</b> To help get to 60 minutes of physical activity per day in Great First Eight Kindergarten (more on days with PE), children engage in either Walking Reflection or Dance Party.             <ol style="list-style-type: none"> <li>a) <b>Walking Reflection:</b> Children walk, outdoors when possible, as they reflect on a question related to that day’s Quest Co-Lab. We provide information about the rationale for and approach to Walking Reflection.</li> <li>a) <b>Dance Party:</b> Children have an opportunity to engage in physical movement to music.</li> </ol> </li> </ol>
<p><b>Time Talks</b> (10 minutes)</p>	<p>The Great First Eight Time Talks address, on a rotating basis, specific math, science, and social studies goals. For example, on one day of Time Talks during a five-day cycle, children might analyze weather data they collected during the past season; on another day of the five-day cycle, children might engage in counting the days remaining until a special event, such as a key milestone in the project, by noticing groups of five and ten.</p>

# Daily Schedule

Part of Day & Length *	Description
<p><b>Arts, Movement, or Media</b> (50 minutes)</p>	<p>This model schedule assumes that there is a daily 50-minute block, including transitions, devoted to art, music, gym/physical education, library/media, and/or other activities (commonly called “specials”). We provide a document that suggests ways that art, music, physical education, and library/media teachers can coordinate with Great First Eight projects.</p>
<div data-bbox="128 701 359 933" data-label="Image"> </div> <p><b>Peace Out</b> (5 minutes)</p>	<p>Peace Out is an opportunity to close out the day with intentionality. With the children, establish a routine for each day’s end that is positive, efficient, and fosters connection (e.g., a song, a specific cheer, or a class gesture as each child goes out the door). The highest priority is to conclude the day on a positive or hopeful note with all children. For example, even if there is something that did not go well during the day, we encourage teachers to cast it in a positive orientation, such as, “Tomorrow, I look forward to us continuing to help each other during Dives.”</p>

- \* We realize that the length of school days varies considerably from district to district and state to state. This schedule is close in length to the average length of a school day in the United States, which is six hours and 38 minutes. **We intend for the length and description of each part of the day to remain as close as possible to what is indicated here.** Also, please note that children should transition, with movement, between each part of the day.
- \*\* Great First Eight requires that children get an average of 60 minutes of physical activity each day. That includes a morning recess (20 minutes), a lunch recess (a minimum of 20 minutes), an afternoon walking reflection or dance party (15 minutes), and one or more physical education periods per week (listed as “Arts, Movement, or Media”).
- † The CDC recommends children have a minimum of 20 minutes of “seat time” (i.e., time seated with their meals) to eat and socialize. To ensure children meet this recommendation, and in alignment with research, we have built in a 30-minute lunch period that allows additional time for children to get their meals, as well as take their seats, while accommodating transition time to and from lunch and recess.

## Daily Schedule: Dives



Digital Games



## Digital Games

Children use a computer-adaptive literacy foundational skills program. We strongly recommend using a game-like program that has been rigorously tested in research and shown to be effective, such as Lexia Core5. For one or two days of the five-day cycle, we recommend a digital game for children to play that is connected to the project (i.e., to science or social studies content), such as certain games available at [pbskids.org](https://pbskids.org).

## Daily Schedule: Dives





### Imagine It


The power of imaginative play is harnessed in this Dive, which rotates among block/construction play, sociodramatic play, playful writing, and/or puppetry. In each case, the play is related to the project focus and/or a story that has been read in Community Time. For example, children might play “forest ranger” to extend their learning about how scientists observe the natural world, or they might use puppets to enact alternative ways characters in a story read during Community Time might have handled a situation.


# Daily Schedule: Dives


Name: \_\_\_\_\_



Ss  Ss





Ss  Ss

Use the lines below to practice writing your favorite letters!

\_\_\_\_\_

\_\_\_\_\_

\_\_\_\_\_

## Make Your Mark

Children work to develop their handwriting, and reinforce other literacy foundational skills, during this Dive. Great First Eight has developed an innovative and deeply research-aligned approach to handwriting instruction. Children work with a handwriting application developed through a collaboration of Great First Eight and Cambiar Education, engage with paper-based practice sheets, do freewriting on paper with Great First Eight handwriting lines, and experiment with writing in creative ways on a Word Art Wall.


## Daily Schedule: Dives



### Project Connection

Children engage in a Dive that is related to that unit's project. The content of this Dive varies from week to week. For example, one week children might spend time in Project Connection making a final version of a text they previously drafted in Quest Co-Lab. The next week, children might spend time in Project Connection writing thank-you notes to community members who assisted with the project. Another week, children might build important background knowledge related to the project by listening to audio/video recordings of books, listening to online informational presentations, or watching PBS KIDS television programs.

## Daily Schedule: Dives



## Word Wonders

Children engage in an activity that follows up on instruction from Word Wonders. In a typical week, children are provided with phonics and/or spelling games, many of them from the Florida Center for Reading Research, and are encouraged to reread Wonder Books that they have had the opportunity to read in Meet with the Teacher lessons. We provide a Wonder Book Reading Menu, which offers a variety of ideas for ways that children can reread Wonder Books. We also provide bookmarks with specific reading strategies, such as "Slide through each sound." If the classroom has a classroom volunteer or volunteers, we recommend stationing them at this Dive.

## Daily Schedule: Quests



### Math Minds

The Math Minds Quest is mathematics focused. Children engage in activities that use games or puzzles to foster fluency. They may pose and solve their own problems related to the theme of a project or try out others' problem-solving strategies. They may also work on mathematical aspects of a literacy task.


## Daily Schedule: Quests



### Play & Learn

During the Play & Learn Quest, children have opportunities to engage in games and sociodramatic play relevant to the project. For example, during Kindergartners Care, children act as botanists or florists to show care to plants or flowers. Depending on the week, children may also build objects and structures using blocks and recycled or natural materials.

## Daily Schedule: Quests



### Message-Making

The Message-Making Quest is composed of project-related writing and literacy activities. For example, in Kindergartners Care, children write letters to the recipient of the care basket they are creating.

## Daily Schedule: Quests



## Exploration/Investigation

Known as the Exploration Quest in social-studies-led units and the Investigation Quest in science-led units, this Quest involves children engaging in project-related work that supports the conceptual development of ideas and practices.


## Daily Schedule: Quests



### Look, Listen, & Learn

Look, Listen, & Learn is a literacy-focused Quest that involves listening and looking at videos of read alouds as well as content-specific videos. This Quest builds background knowledge related to the project.

## Daily Schedule: Quests



## Makerspace

The Makerspace Quest focuses on a science activity related to creating an artifact or part of a product that supports the project's driving question.

## Daily Schedule: Quests



### Quest with the Teacher

In Quest with the Teacher, the teacher works with a small group. The content of this Quest is typically similar to what children engage with in Exploration/Investigation or Message-Making.



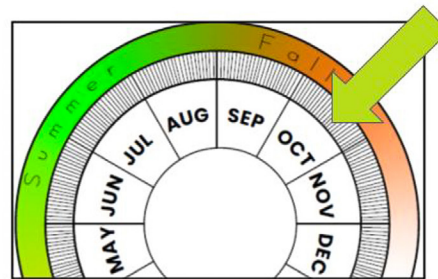

# Materials & Tools

Great First Eight includes many materials and tools that support learning, such as the Wonder Books described earlier, Alphabet Wall Cards and individual Alphabet Plus Cards, slides that go with specific lessons, and much, much more!

Do you see a push or a pull?



## Weather and Temperature Data



## The Alphabet Plus Card

Aa 	Bb 	Cc 	Dd 	Ee 
Ff 	Gg 	Hh 	Ii 	Jj 
Kk 	Ll 	Mm 	Nn 	Oo 
Pp 	Qq 	Rr 	Ss 	Tt 
Uu 	Vv 	Ww 	Xx 	Yy 
Zz 	ch 	sh 	th 	

# Assessment

Too often, assessment practices in U.S. schools do not actually improve the quality or appropriateness of individual children's education but rather serve to perpetuate a narrow, deficit-laden view of children's capabilities and unequal opportunities for children to engage in the most intellectually engaging work. In the Great First Eight Kindergarten Curriculum, we take a different approach . . .

## Principles Guiding Our Observation and Assessment Plan

The following principles shape our approach to assessment:

1. Observation and assessment practices should **align with our 15 Great First Eight Design Principles**.
2. Observation and assessment practices should **help teachers maintain high expectations for all children**.
3. Observation and assessment practices should **emphasize what children can do**.
4. Observation and assessment practices should **be equitable**.
5. Observation and assessment practices should **enable children to be active participants** in the assessment process.
6. Assessment tasks should **offer learning opportunities** for children.
7. Observation and assessment practice should **be aligned to the curriculum**, including the curriculum's aims with respect to:
  - procedural knowledge, practices, and skills
  - conceptual knowledge
  - discourses
  - dispositions
8. Observation and assessment should **offer children multiple opportunities to show what they know and can do** over the course of a unit or over multiple units.
9. Observation and assessment should **offer children multiple ways to express their thinking**.
10. Assessment practices should **be educative when needed** (e.g., about central components of science practices).
11. Observation and assessment **must inform instruction**.


We enact these principles through a three-pronged approach to assessment:

- (1) guided observation,
- (2) rapid, systematic assessments, and
- (3) a structured portfolio

We should not test what we have not taught.

# Assessment

## Guided Observation: The Seeing Strengths Spreadsheet

Strengths	Observation Period	Amount of Support Provided				Comments
		Substantial	Moderate	Minimal	None	
M1: Sees themselves as a mathematician, & recognizes & values the contributions of mathematicians from various cultural backgrounds.	Ob-1	<input type="checkbox"/>	<input type="checkbox"/>	<input type="checkbox"/>	<input type="checkbox"/>	
	Ob-2	<input type="checkbox"/>	<input type="checkbox"/>	<input type="checkbox"/>	<input type="checkbox"/>	
	Ob-3	<input type="checkbox"/>	<input type="checkbox"/>	<input type="checkbox"/>	<input type="checkbox"/>	
	Ob-4	<input type="checkbox"/>	<input type="checkbox"/>	<input type="checkbox"/>	<input type="checkbox"/>	
M2: Makes sense of problems and perseveres when solving problems.	Ob-1	<input type="checkbox"/>	<input type="checkbox"/>	<input type="checkbox"/>	<input type="checkbox"/>	
	Ob-2	<input type="checkbox"/>	<input type="checkbox"/>	<input type="checkbox"/>	<input type="checkbox"/>	
	Ob-3	<input type="checkbox"/>	<input type="checkbox"/>	<input type="checkbox"/>	<input type="checkbox"/>	
	Ob-4	<input type="checkbox"/>	<input type="checkbox"/>	<input type="checkbox"/>	<input type="checkbox"/>	
M3: Communicates their reasoning effectively, and critiques the reasoning of others.	Ob-1	<input type="checkbox"/>	<input type="checkbox"/>	<input type="checkbox"/>	<input type="checkbox"/>	Arjun described addition as, "I put this one and then I put this one." We worked on using the words "together," "in all," and "adding" with counters.
	Ob-2	<input type="checkbox"/>	<input type="checkbox"/>	<input type="checkbox"/>	<input type="checkbox"/>	Arjun correctly sorted flat (2D) and solid (3D) shapes, with the exception of the cylinder. Arjun said the cylinder was a circle so he put it with the square and triangle. When asked probing questions, Arjun stated the shape was a circle but also solid so he wanted to choose both categories.
	Ob-3	<input type="checkbox"/>	<input type="checkbox"/>	<input type="checkbox"/>	<input type="checkbox"/>	Subtraction: Arjun watched his partner draw five circles and then cross out two circles. He said, "why did you put an x on two cookies?" and his partner indicated it was because he ate two of the "cookies."
	Ob-4	<input type="checkbox"/>	<input type="checkbox"/>	<input type="checkbox"/>	<input type="checkbox"/>	Arjun was able to describe several attributes of a basketball (light, round, not flat) with no assistance. He said, "But the baseball is smaller than the basketball because it fits in my one hand."
M4: Develops and values multiple ways to solve problems.	Ob-1	<input type="checkbox"/>	<input type="checkbox"/>	<input type="checkbox"/>	<input type="checkbox"/>	
	Ob-2	<input type="checkbox"/>	<input type="checkbox"/>	<input type="checkbox"/>	<input type="checkbox"/>	
	Ob-3	<input type="checkbox"/>	<input type="checkbox"/>	<input type="checkbox"/>	<input type="checkbox"/>	
	Ob-4	<input type="checkbox"/>	<input type="checkbox"/>	<input type="checkbox"/>	<input type="checkbox"/>	
M5: Attends to precision when solving mathematical problems.	Ob-1	<input type="checkbox"/>	<input type="checkbox"/>	<input type="checkbox"/>	<input type="checkbox"/>	
	Ob-2	<input type="checkbox"/>	<input type="checkbox"/>	<input type="checkbox"/>	<input type="checkbox"/>	
	Ob-3	<input type="checkbox"/>	<input type="checkbox"/>	<input type="checkbox"/>	<input type="checkbox"/>	
	Ob-4	<input type="checkbox"/>	<input type="checkbox"/>	<input type="checkbox"/>	<input type="checkbox"/>	
M6: Recognizes & creates patterns.	Ob-1	<input type="checkbox"/>	<input type="checkbox"/>	<input type="checkbox"/>	<input type="checkbox"/>	
	Ob-2	<input type="checkbox"/>	<input type="checkbox"/>	<input type="checkbox"/>	<input type="checkbox"/>	
	Ob-3	<input type="checkbox"/>	<input type="checkbox"/>	<input type="checkbox"/>	<input type="checkbox"/>	
	Ob-4	<input type="checkbox"/>	<input type="checkbox"/>	<input type="checkbox"/>	<input type="checkbox"/>	
M7: Counts to tell how many, compare, or order sets of objects.	Ob-1	<input type="checkbox"/>	<input type="checkbox"/>	<input type="checkbox"/>	<input type="checkbox"/>	
	Ob-2	<input type="checkbox"/>	<input type="checkbox"/>	<input type="checkbox"/>	<input type="checkbox"/>	
	Ob-3	<input type="checkbox"/>	<input type="checkbox"/>	<input type="checkbox"/>	<input type="checkbox"/>	
	Ob-4	<input type="checkbox"/>	<input type="checkbox"/>	<input type="checkbox"/>	<input type="checkbox"/>	

We provide a structured online observation spreadsheet, called "Seeing Strengths," to guide and record observations of children's developing strengths. The spreadsheet is created with individual children's names and photos in the column headings and Strengths organized by domain within the row headings. These Strengths typically reflect clusters of standards rather than just a single standard, making them powerful and relatively efficient foci for observation.

The spreadsheet offers space to record brief comments about observed strategies or skills, evidence of content knowledge, or other dispositions for each child. There is also a set of four checkboxes for each Strength: substantial, moderate, minimal, and none. These checkboxes don't put the onus on the child but rather refer to the amount of support the teacher needs to provide for the child to show this Strength. Teachers may work in the Seeing Strengths spreadsheet during the day or during a reflective period of the teacher's choosing. We also provide prompts in some lessons that offer especially good opportunities to observe for specific strengths.

# Assessment

## Rapid, Systematic Assessments



Child Name \_\_\_\_\_ Date \_\_\_\_\_

### Music Moves Us

#### Music Moves Us CVC Words for Reading

Word to Read	Child's Response	Notes	Word to Read	Child's Response	Notes
pan			mad		
bit			ram		
lap			hid		
shin			sat		

Please note: If you believe that children may have memorized these words, rather than actually used each grapheme-phoneme relationship to read them (which is unlikely given the rarity of some of the words but is theoretically possible), please look particularly carefully at their writing assessment responses, and if needed, engage in further word-reading assessment using pseudowords (words that follow a language's spelling/orthographic patterns but don't happen to be real words in that language).

#### Music Moves Us CVC Words for Writing


Word to Write	Child's Response	Notes	Word to Write	Child's Response	Notes
zap			lid		
chin			bam		
tad			kit		
chat			van		

Rapid, systematic assessments in Great First Eight Kindergarten include any assessments the school must administer due to state mandates as well as systematic formative assessments developed by Great First Eight. The Great First Eight assessments are administered at various points throughout the year for the purpose of informing instruction.

The Great First Eight rapid, systematic assessments are very carefully aligned to our curriculum. For example, we only test children's ability to read and spell words with phoneme-grapheme relationships that we have explicitly taught. This alignment is uncommon in U.S. assessment and crucial for achieving equity and effectiveness in assessment.

# Assessment

## Structured Portfolio



The third and final component of the Great First Eight Kindergarten approach to assessment is a structured portfolio that captures the key accomplishments of children in each unit/project. The portfolio is created using the digital platform Seesaw™ to encourage two-way communication with families about children’s learning and to allow for children to use multiple channels or methods to demonstrate what they know or can do, such as photos of drawings, writing, or artifacts, as well as video and audio recordings.

The unit/project portfolio includes at least one entry per domain and is designed to incorporate student choice. For example, in World Watchers, for math, children choose how to demonstrate that they can represent data in different ways, and for social and emotional learning, they choose how to demonstrate that they are a good friend/classmate (which they indicate by labeling a drawing of themselves). For each portfolio entry except in social and emotional learning, we provide a rubric the teacher can use to evaluate the entry; in some cases, child-facing versions of the rubrics are also provided.

# Professional Learning

## Great First Eight teacher professional learning in year one involves:

- Daily planning time
- Weekly or biweekly teacher study group/professional learning community/lesson study/inquiry meetings
- Thirty hours of professional learning modules to engage in with colleagues before implementing Great First Eight
- Sixteen hours of professional learning modules to engage in with colleagues during the first year of implementing Great First Eight
- Additional professional learning materials for use in subsequent years

All modules come with facilitator guides so that a coach, lead teacher, or other member of the school or center community can lead the professional learning internally. It's the best of both worlds: high-quality, research-aligned professional learning materials used in a job-embedded, ongoing manner.

## The Year One Professional Learning Modules include the following:

### ***Fundamental Understandings about Great First Eight:***

- Introduction to GF8 Kindergarten
- Professional Learning in the Great First Eight Kindergarten Curriculum
- Designing a GF8 Kindergarten Classroom
- Lesson Plan Walk-Through in GF8 Kindergarten
- Assessment in Great First Eight Kindergarten
- Language Diversity in Great First Eight
- Project-Based Learning
- Positionality (four sessions)
- Frameworks for Family and Community Engagement in GF8 Kindergarten

### ***Professional Learning About Parts of the Day:***

- The Daily Schedule
- Word Wonders and Meet with the Teacher
- Wonder Co-Lab
- Math Marvels
- Community Time
- Quest Co-Lab
- Time Talks
- Classroom Culture & Climate in GF8 (across the day)

### ***Professional Learning About Specific Units:***

- Launch Week
- Kindergartners Care: Dr. Martin Luther King, Jr.'s Concept of a Beloved Community Launch Deck
- World Watchers Launch Deck
- Music Moves Us Launch Deck
- Domino Effects Launch Deck
- Power in the People Launch Deck
- Engineering Inside & Out Launch Deck
- Communicating Kindergarten Launch Deck

# Professional Learning

## Specific Domains of Learning:

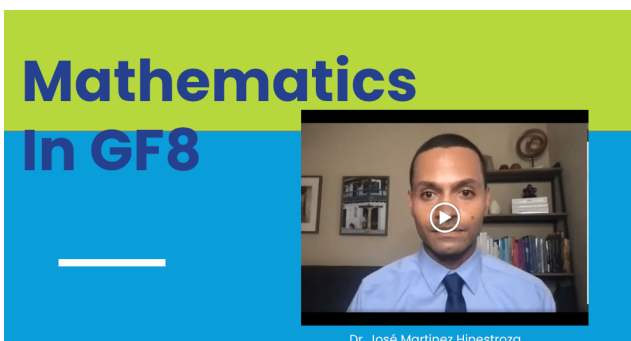
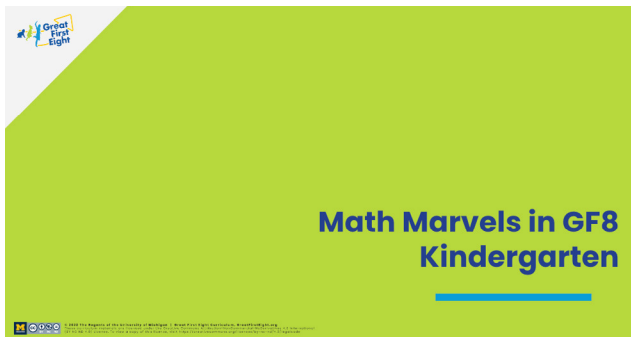
- Social and Emotional Learning and Identity in GF8 Kindergarten
- Social Studies Teaching and Learning
- Science and Engineering Teaching and Learning
- What Are the Social Justice Standards?
- Accelerating Literacy Foundational Skills Development
- Vocabulary: POWords
- (Other aspects of math and literacy are addressed in modules about parts of the day)

## Tools and Techniques in Great First Eight:

- Wonder Books & Other Texts in Great First Eight Kindergarten
- Classroom Discourse
- Interactive Writing
- Differentiation
- Hip Hop in GF8 Kindergarten
- Family Engagement Curriculum—Parts 1 & 2
- Intro to Seesaw™ (for those not already familiar with this platform)
- Seesaw™ in Great First Eight

## Revisiting Modules of Choice:

- The Great First Eight Curriculum and professional learning materials are accessed by registering and logging into “Great Gate.” Great Gate keeps track of where you left off in the curriculum and brings you back to that spot the next time you log in.



# Family Engagement



## Families First: The Great First Eight Curriculum Family Engagement Approach K-2

In Great First Eight, we recognize that families are children's first and most enduring teachers. We help teachers learn from families. We provide opportunities for families to learn from one another. And we share with families ways they can support children's curriculum-related learning at home.

**In Great First Eight K-2 classrooms, teachers have daily opportunities to learn from and with families, including through:**

- ✓ Talking at pick-up and drop-off (if applicable)
- ✓ Text messages
- ✓ Phone calls
- ✓ Video messages
- ✓ Seesaw™ (a digital platform for sharing children's work)
- ✓ Our family folder
- ✓ School/community events, including project celebrations
- ✓ Conferences
- ✓ Feedback on children's work
- ✓ Opportunities to volunteer

### Our family engagement approach also includes:

**Family curriculum and unit introductions:** We share with families about Great First Eight and each curriculum unit

**Family Journal:** Weekly opportunities for families to write, draw, or video- or audio-record responses to prompts related to the in-class project-based unit

**Family Studios:** Get-togethers in which families learn from one another and the teacher about ways to support children's learning through everyday activities at home

Great First Eight's approach goes beyond traditional "parent involvement":



- We include many family members, not just parents
- Educators learn from and with families to support children at home and at school
- The goals and cultures of families and the community are honored



### School & Community Events

#### Teacher Reflection

- How can teachers invite families to attend and participate in school and community events?
- How can school and community events be designed to be inclusive of families' needs and interests?

School and community events provide opportunities for children and families to engage with and build relationships with teachers, other families, and community partners.

The Great First Eight Curriculum is designed to intersect with the community. Units culminate with the children's work on a purposeful product and often include special events where children will be able to share their ideas and learning with families and community members.

## Getting Started

Create a year-long family calendar of school and community events.

Include events that can be located within the school building and within the broader community.

Share the calendar with families at the beginning of the school year.

As events approach, send reminders to families using student-created invitations.

## Tips


1. Integrate a wide range of opportunities to volunteer, including ways families can be involved even if they cannot attend the event.
2. Recognize family contributions publicly at events and express appreciation for participation.



### Links to Principles

#### Principle 1:

The Great First Eight Curriculum values children's engagement by providing them with real-world purpose and an authentic audience. So the events you plan are critical for evoking jubilation. Learning in GF8 is fun! Children should feel joy and agency when they share their hard work with an audience.



Look for patterns in beloved family treasures - like the blanket that Grandma knit!

Blue  
Cream  
Yellow  
Cream  
Blue  
Cream  
Yellow  
Cream

## Next Steps

### Eager to learn more about Great First Eight?

Explore the [GreatFirstEight.org](https://GreatFirstEight.org) website. To sign up for an informational webinar about the curriculum, write to [GreatFirstEight@Stand.org](mailto:GreatFirstEight@Stand.org).

### Ready to Apply to Adopt the Curriculum?

Click on “Inquire about Great First Eight Adoption” on the website and complete the form.

Thank you for your interest in Great First Eight!



MARSAL FAMILY  
SCHOOL OF EDUCATION  
UNIVERSITY OF MICHIGAN



© 2024 The Regents of the University of Michigan | Great First Eight Curriculum, [GreatFirstEight.org](https://GreatFirstEight.org)

These curriculum materials are licensed under the Creative Commons Attribution-NonCommercial-NoDerivatives 4.0 International (BY NC ND 4.0) License. To view a copy of this license, visit <https://creativecommons.org/licenses/by-nc-nd/4.0/legalcode>